



## The effect of a combination of nitrogen and phosphorus fertilization with bamboo biochar rate on the growth and productivity of rice

Mahyudi, Benito Heru Purwanto\*, and Eko Hanudin

Department of Soil Science, Faculty of Agriculture, Universitas Gadjah Mada  
Jln. Flora no. 1, Bulaksumur, Sleman, Yogyakarta 55281, Indonesia

\*Corresponding author: [benito@ugm.ac.id](mailto:benito@ugm.ac.id)

### Article Info

**Received** : 8<sup>th</sup> June 2022

**Revised** : 30<sup>th</sup> June 2023

**Accepted**: 20<sup>th</sup> December 2024

#### Keywords:

Ammonium, bamboo biochar,  
Kontiki, nitrate, rice yield

### Abstract

The combination of fertilizer treatment with biochar has shown to be a sustainable and ecologically friendly method of increasing soil fertility and crop productivity. However, its combined impact on nutrient availability and rice yield is still unclear. This study aimed to investigate the effect of bamboo biochar produced by the Kontiki method in combination with nitrogen and phosphorus fertilization on nutrient availability in the soil and the productivity of rice. The treatment factors included the fertilizer combination factor (B) consisting of B1 (N + P fertilizer + Biochar), B2 (N fertilizer + Biochar), B3 (P fertilizer + Biochar), and B4 (Biochar + no fertilizer), and the biochar dose factor (F) comprising F0 (0 tons ha<sup>-1</sup>), F1 (5 tons ha<sup>-1</sup>), and F2 (10 tons ha<sup>-1</sup>), resulting in 36 experimental plots with 12 treatment combinations. Measurement of ammonium and nitrate concentration in the soil started on the 15<sup>th</sup> day after planting, following the measurement of the growth of rice plant biomass with an interval of 15 days. The measurement of available P in the soil was started on day 45 after planting and continued until harvesting time with the same time intervals as the measurements of ammonium and nitrate. The study found that combining bamboo biochar treatment with nitrogen and phosphorus fertilizer greatly boosted the availability of nitrogen (ammonium and nitrate) and availability of P in the soil. Treatment combinations improved lowland rice yield ( $P < 0.05$ ) by increasing plant height, number of tillers, dry weight of shoots and roots, grain weight per clump, 1000-grain weight, and grain yield.

### INTRODUCTION

Lowland rice is the staple food for more than 3 billion people in the world (Dauda and Dzivama, 2004; Olaleye et al., 2004; Oladele et al., 2019) and is the most important crop cultivated in Indonesia among maize and soybean (Ministry of Agriculture, 2021). However, it faced various productivity issues due to the decline of land resources quality caused by the overuse of non-environmentally friendly chemical fertilizers, which led to a decrease in environmental quality and, ultimately, land degradation. Fertilization problems commonly become a limiting factor for increasing plant productivity, especially in lowland

rice. Fertilizers are often applied excessively and inefficiently, but this is not always followed by an increase in production; in some cases, it even leads to a decrease in production, as seen in nitrogen and phosphorus fertilization. Excessive application of N fertilizer could acidify the soil and accelerate the loss of nutrients (Guo et al., 2010). Ammonium (NH<sub>4</sub><sup>+</sup>) and nitrate (NO<sub>3</sub><sup>-</sup>) are the two forms of nitrogen fertilizer available in the soil.

Nitrogen in soil is highly mobile due to leaching and can be carried away by surface water, potentially contaminating surface and groundwater, or can be lost through evaporation and emission (Chen et al., 2015; Fan et al., 2017; Russo et al., 2017). In saturated

**How to cite:** Mahyudi, Purwanto, B.H., Hanudin, E. (2024). The effect of a combination of nitrogen and phosphorus fertilization with bamboo biochar rate on the growth and productivity of rice. *Ilmu Pertanian (Agricultural Science)*, 9(3), pp. 147–157.

ISSN 0126-4214 (print) ISSN 2527-7162 (online)

Inceptisols and Entisols, the ammonium content and soil solution that seeped into the soil were higher than that of nitrate (Mulyani et al., 2001). Aggria et al. (2012) reported that the concentration of ammonium ( $\text{NH}_4^+$ ) in flooded soil was higher than in dry soil, which is contrast to nitrate ( $\text{NO}_3^-$ ) that was higher in dry soil. Furthermore, phosphorus (P) is a macronutrient that is also required in significant quantities; however, the quantity of P in plants is less than that of nitrogen (N).

Phosphorus is mainly absorbed by plants in the form of primary orthophosphate ions ( $\text{H}_2\text{PO}_4^-$ ) and secondary orthophosphate ions ( $\text{HPO}_4^{2-}$ ). It is slightly absorbed in the form of pyrophosphate and metaphosphate and in the form of water-soluble organic phosphates compounds such as nucleic acids and phytin. Phosphorus is assimilated in the form of inorganic ions and rapidly converts to organic phosphate compounds. Phosphorus is a mobile nutrient that can be transported between plant tissues. The optimum level of P in plants during vegetative growth was 0.3–0.5% of the dry weight of plant (Rosmarkam and Yuwono, 2002). The efficiency of P fertilizer is generally very low, at approximately 10%, as it can only be assimilated by plants through root interception and diffusion in a short distance ( $< 0.02$  cm). Most of the P fertilizer that is not absorbed by plants is not leached away but becomes stable P, unavailable to plants. It is then fixed as Al-P and Fe-P in acidic soils ( $\text{pH} < 5.5$ ) and as Ca-P in alkaline soils ( $\text{pH} > 6.5$ ) (Pitaloka, 2004).

Numerous studies have recommended the utilization of biochar as a soil amendment. Biochar is a carbon-rich soil material produced from organic raw materials through a pyrolysis process, which has specific characteristics such as high surface area, high porosity, and high cation exchange capacity (Xia et al., 2019; Guo et al., 2022). According to Gani (2009), the use of biochar was more effective in nutrient retention and in increasing its availability to plants compared to other organic materials such as compost or manure. Therefore, the use of biochar is expected to minimize the negative impact of excessive use of chemical fertilizers so as not to pollute the environment and could increase fertilization efficiency, increase carbon absorption, improve soil

physic-chemical, increase rhizosphere microbial community biodiversity, and improve soil nutrient retention (Joseph et al., 2015; Hosseini et al., 2016; Nguyen et al., 2018). The objective of this research was to determine the optimal dosage of biochar in conjunction with nitrogen and phosphorus fertilizers to enhance the growth and yield of lowland rice. This would result in a rise in the quality and quantity of lowland rice production, as well as an increase in the income of farmers.

## MATERIALS AND METHODS

### Field experimental description

The research was carried out from February to May 2021 at the Center for Agrotechnology Innovation, Universitas Gadjah Mada, located in Kalitirto Village, Berbah District, Sleman Regency, Yogyakarta. This region is situated at an elevation of 124 meters above sea level and has a typical tropical monsoon climate, characterized by an annual average temperature of 25.1°C and a yearly precipitation of 2681 mm. The soil type was Inceptisol (67% sand, 20% dust, and 16% clay) with the following soil characteristics: pH 6.53, C-organic 1.76%, N-total 0.15%, P-available 6.23%, and LCM 15.52 me/100g.

### Biochar source and production

Biochar was produced using the Kontiki pyrolysis process at a temperature of 600°C, employing a cooling system involving immersion in water. The process was carried out at the experimental field of the Faculty of Agriculture at Universitas Gadjah Mada, Banguntapan, Bantul, Yogyakarta. Upon drying, the biochar was powdered and pulverized. The attributes of the bamboo biochar utilized in this investigation are presented in Table 1.

### Experimental design

The experimental design employed a Completely Randomized Block Design (CRBD) for lowland rice, incorporating two treatment factors: the fertilizer combination factor (B) consisting of B1 (N + P fertilizer + Biochar), B2 (N fertilizer + Biochar), B3 (P fertilizer

**Table 1.** Characteristics of bamboo biochar

Material	pH H <sub>2</sub> O (1:5)	C-Fix	P-Total (%)	N-Total (%)	K-Total (%)
Bamboo Biochar	10.13	40	0.1	0.21	0.33

+ Biochar), and B4 (Biochar + no fertilizer), and the biochar dose factor (F) comprising F0 (0 tons ha<sup>-1</sup>), F1 (5 tons ha<sup>-1</sup>), and F2 (10 tons ha<sup>-1</sup>). The treatments were replicated three times, resulting in 36 experimental plots with 12 treatment combinations. This study used Ciharang variety rice seeds in rice fields with irrigation systems. The dose of fertilizers used was based on the recommended dose of 300 kg ha<sup>-1</sup> for Urea fertilizer and 150 kg ha<sup>-1</sup> for SP-36 fertilizer which was converted into experimental plots with an area of 2 meters × 2.5 meters to 150 grams plot<sup>-1</sup> and 75 grams plot<sup>-1</sup> applied in two stages. The initial stage of fertilizer was soaked with charcoal based on the treatments (N + P + biochar), (N + biochar), and (P + biochar), while the second stage was applied directly to the experimental plot by integrating it into the soil at 35 days after planting (DAP).

**Soil sampling and observation parameter**

Observations of plant and soil parameters (plant height, tiller number, N-available, P-available, and soil pH) were measured at the age of 15, 30, 45, 60, and 75 days after planting (DAP), except for available P, which was carried out at 45 days after planting (DAP) until harvest. Soil samples taken for analysis were the pH, NH<sub>4</sub><sup>+</sup>, NO<sub>3</sub><sup>-</sup>, and available P. Plant parameters were measured following soil sampling, while production parameters were measured after harvesting time.

**Statistical analysis**

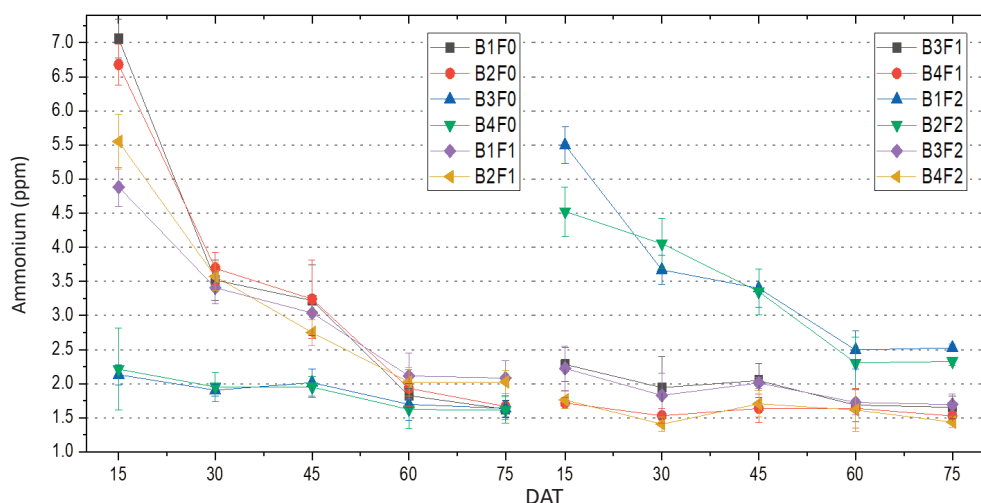
The experimental data were subjected to Analysis of Variance (ANOVA) using the "R" application to

find out which mean value had a significant effect on the observed parameters. If the effect of treatment was very significant or significant then it would be proceeded to performing the Least Significant Difference (BNT) test to find out the significantly different treatments.

**RESULTS AND DISCUSSION**

**The concentration of ammonium, nitrate, and P-available in soil**

All treatments showed a decreasing trend of ammonium and nitrate concentrations in the soil from 15 to 75 days after planting (DAP) (Figure 1). The combined treatment of N + P + biochar at a rate of 5 tons ha<sup>-1</sup> exhibited the greatest ammonium content at 15 DAP; however, it was not substantially different from the treatment with just N fertilizer or the combination of N and biochar at the same dosage. At 75 DAP, the control treatment, which lacked nitrogen (N) and phosphorus (P) fertilization and biochar addition, did not exhibit significant differences across all treatments, except for the combination treatment of N + P + biochar at a rate of 10 tons per hectare and the combination treatment of N fertilizer + biochar at the same rate, which demonstrated significant differences. The use of biochar may influence nitrogen transformation in the soil (Zhang et al., 2021) and might enhance the absorption capacity of NH<sub>4</sub><sup>+</sup> in the soil (Xiao et al., 2017; He et al., 2019). The combined treatment of N + P + biochar at a dosage of 10 tons ha<sup>-1</sup> exhibited



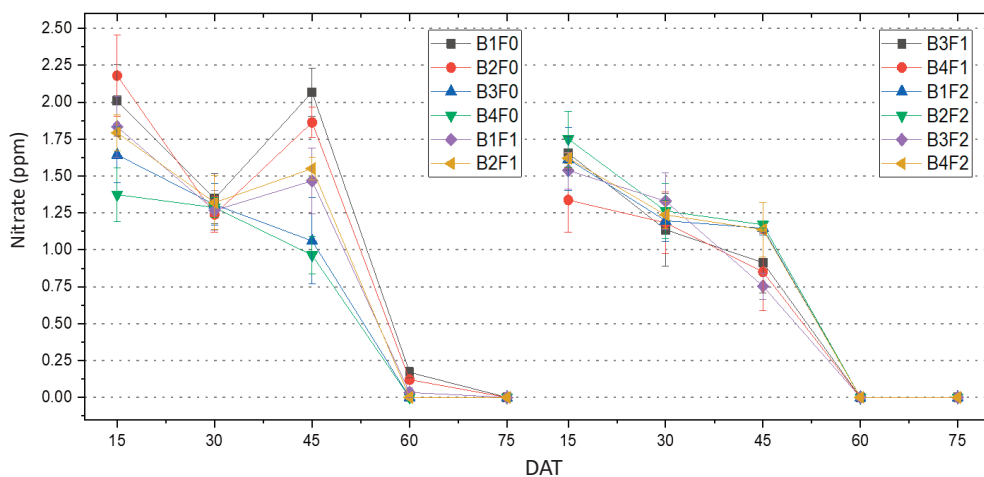
**Figure 1.** Ammonium (NH<sub>4</sub><sup>+</sup>) concentration in soil of rice under combined treatment of N and P fertilization with varying rates of biochar application

the greatest concentration of  $\text{NH}_4^+$  at 75 DAP. The higher the pyrolysis temperature during the biochar manufacturing process, the higher the pore volume and surface area of the biochar produced (max. 700 °C) (Xu et al., 2019; Yin et al., 2021).

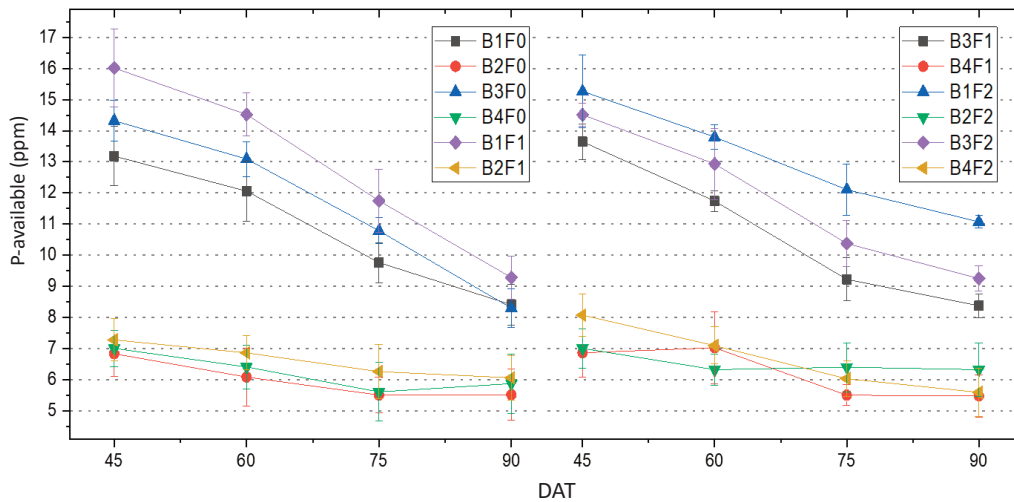
The concentration of nitrate in the soil showed the same decreasing trend as that of  $\text{NH}_4^+$  from 15 to 75 DAP. However, at 45 DAP, some treatments experienced an increase in concentration due to the 2<sup>nd</sup> stage of fertilizer application at 35 DAP, followed by a subsequent decrease in concentration at the next observation (Figure 2). The combination of N + P fertilizers without biochar exhibited the highest nitrate concentration, which was significantly higher compared to the combination of the N + P fertilizers with a biochar dosage of 10 tons  $\text{ha}^{-1}$ , which showed a lower nitrate concentration. He et al. (2019) and Xiao et al. (2017) reported that biochar could increase the absorption capacity of  $\text{NH}_4^+$  and  $\text{NO}_3^-$  in the soil. Additionally, Feng and Zhu (2017) and Xie et al. (2020) stated that the application of biochar reduced the formation of nitrate in the soil by suppressing the nitrification process, so that the production of  $\text{N}_2\text{O}$  could be suppressed. The concentration of  $\text{NO}_3^-$  in the soil at 60 and 75 DAP showed a small trend concentration of nitrate, indicating that the concentration of  $\text{NO}_3^-$  in the soil had lost either through the volatilization process or due to leaching, or it was even more likely to become  $\text{N}_2\text{O}$  emissions. The concentration of  $\text{NO}_3^-$  in the soil produced by the nitrification process was responsible for the high emission of  $\text{N}_2\text{O}$  (Lan et al., 2017; Xie et al., 2020). Nitrate was very unstable in flooded soil conditions,

which would be easily lost as  $\text{N}_2\text{O}$  and  $\text{N}_2$  through the denitrification process within a few days after inundation (Ponnamperuma, 1977).

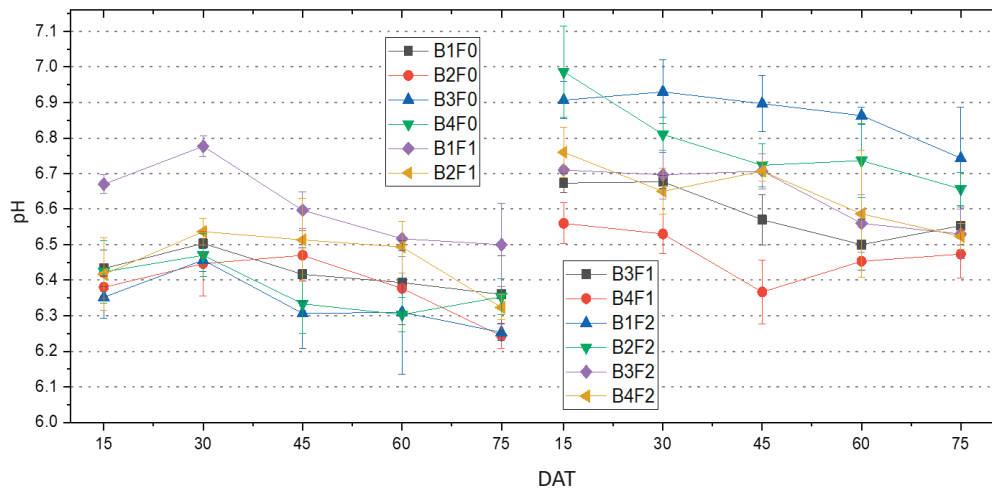
Available P in the soil showed different concentrations and tended to decrease over time (Figure 3). All combination treatments of N + P fertilizer with biochar showed a significant difference compared to the control treatment, which involved fertilization without biochar application. The combination treatment of N + P + biochar at a dosage of 5 tons  $\text{ha}^{-1}$  exhibited the highest available P concentration relative to the treatment without P fertilization; however, it did not significantly differ from the combination treatment of N + P + biochar at 10 tons  $\text{ha}^{-1}$ , the combination treatment of N + P + biochar at 0 tons  $\text{ha}^{-1}$ , or the combination treatment of P + biochar fertilizer at dosages of 0, 5, and 10 tons  $\text{ha}^{-1}$ . The concentration of available P showed a very significant difference between the fertilization treatment combined with biochar and the treatment without biochar. This might be because bamboo biochar could increase the bioavailability of phosphorus, which was in agreement with a study by Song et al., (2019) that the application of biochar combined with compound fertilizers into paddy fields could increase the availability of P and reduce soil phosphatase. Moreover, Mabagala and Mng'ong'o (2022) suggested that the extensive application of organic fertilizers or other materials such as biochar can increase the availability of organic matter and positively affect P availability, particularly in soils in tropical climates.



**Figure 2.** Nitrate ( $\text{NO}_3^-$ ) concentration in soil of rice under combined treatment of N and P fertilization with varying rates of biochar application



**Figure 3.** Concentration of P-available in soil of rice under combined treatment of N and P fertilization with varying rates of biochar application



**Figure 4.** Soil pH (H<sub>2</sub>O) of rice under combination treatment of N and P fertilization with varying rates of biochar application

**Soil pH**

The combination treatment of N + P + biochar at a dosage of 10 tons ha<sup>-1</sup> and the combination treatment of N + biochar at a dosage of 5 tons ha<sup>-1</sup> exhibited the highest pH value of 6.9 at 15 DAP, maintaining stability up to 75 DAP (Figure 4). This suggests that the application of biochar increased the soil's pH, likely due to the elevated pH value of bamboo biochar. According to Aamer et al. (2021), the increase in soil pH by biochar application was caused by the abundance of alkaline-charged carbonate groups in bamboo biochar. The increase in soil pH by biochar can increase the induction of

enzymes responsible for the denitrification process, thereby reducing N<sub>2</sub>O production (Obia et al., 2015). Additionally, biochar plays a direct role in the abundance of microbes that produce the nosZ gene which facilitates the conversion of N<sub>2</sub>O to N<sub>2</sub>, further suppressing N<sub>2</sub>O production (Aamer et al., 2021). Ibrahim et al. (2022) also emphasized that the application of biochar to the soil can significantly increase soil pH.

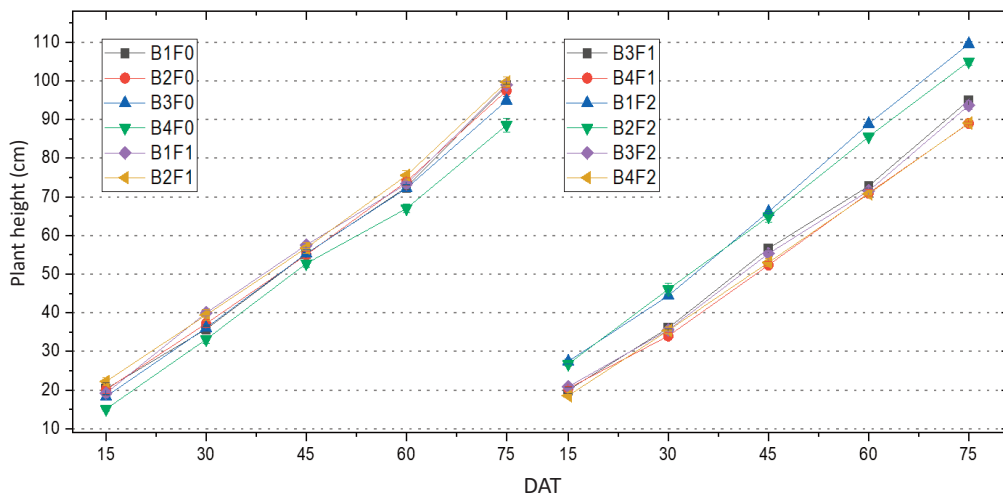
**The growth and biomass production of rice**

Plant height and the number of tillers showed significant differences between the treatments. All treatments differed markedly from the control, which

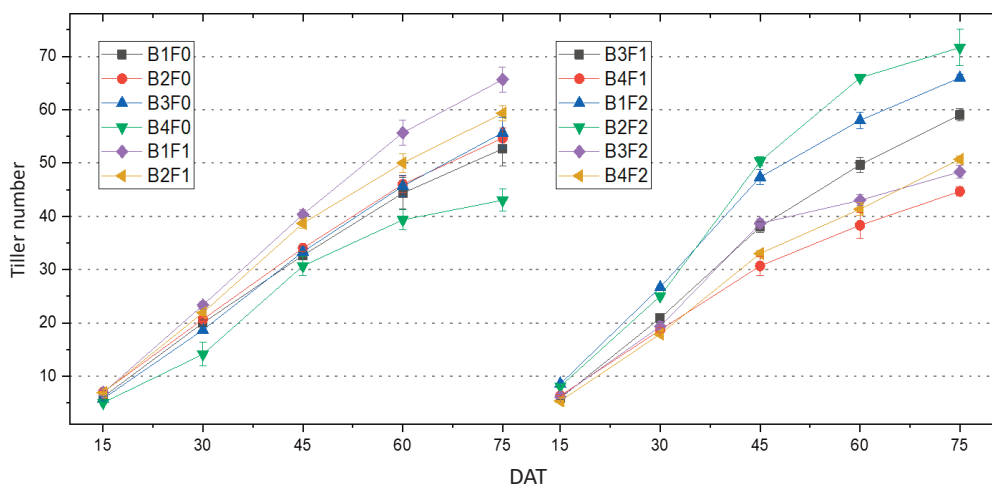
had no nitrogen fertilizer and included a biochar dosage, ranging from 15 to 60 days after planting (Figure 5 and Figure 6). Plants reached the maximum height at 75 (DAP), with the treatment of N + P + biochar fertilizer at a rate of 10 tons per hectare exhibiting the greatest height among all treatments, followed by the combination of N fertilizer and bamboo biochar at the same dosage. The tallest rice plants reached 109 cm with the N + P + bamboo biochar fertilizer treatment at a dosage of 10 tons ha<sup>-1</sup>, followed by the N fertilizer + bamboo biochar treatment at the same dosage, resulting in a height of 105 cm. The mean tiller count was 71 for the combination of fertilizer N and bamboo biochar at a dosage of 10 tons ha<sup>-1</sup>, followed by a combined

treatment of fertilizer N, P, and biochar at the same dosage, which yielded a total of 66 tillers in rice plants. This indicated that the application of biochar combined with fertilization had a potency to increase the plant height of the rice plant compared to the fertilization treatment without the application of biochar. These results were in line with the research by Yin et al. (2021) reporting that the application of fertilizer-enriched biochar in paddy fields enhanced the growth components of rice plants, including root biomass, plant height, and the number of tillers, ultimately boosting the rice yields.

The average dry weight of rice plant shoots across all treatments did not substantially vary from the control treatment, which involved no fertilization



**Figure 5.** Plant height of rice under combined treatment of N and P fertilization with varying rates of biochar application



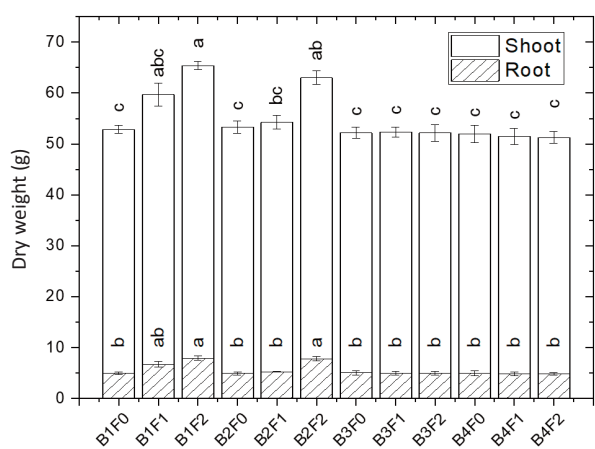
**Figure 6.** Tiller number of rice under combined treatment of N and P fertilization with varying rates of biochar application

and no biochar (Figure 7). However, it is markedly distinct from the combination treatment of N + P + biochar fertilizer at a dosage of 10 tons ha<sup>-1</sup>, the combination treatment of N + P + biochar at a dosage of 5 tons ha<sup>-1</sup>, and the combination treatment of N + biochar at a dosage of 10 tons ha<sup>-1</sup>. However, it is markedly different from the combination treatment of N + P + biochar fertilizer at a dosage of 10 tons ha<sup>-1</sup>, the combination treatment of N + P + biochar at a dosage of 5 tons ha<sup>-1</sup>, and the combination treatment of N + biochar at a dosage of 10 tons ha<sup>-1</sup>. Meanwhile, the means of dry weight of roots in all treatments were not significantly different from the control without fertilization and the addition of biochar, except for the combination treatment of N + P + biochar fertilizer at a dose of 10 tons ha<sup>-1</sup> and the combination treatment of N + biochar fertilizer at a dose of 10 tons ha<sup>-1</sup> which showed a significant difference with the control treatment. The integration of fertilizer with biochar significantly enhanced plant biomass. The result of this study indicated that applying fertilizer and biochar at rates of 5 and 10 tons per hectare enhanced rice biomass output compared to the control treatment without fertilization and biochar supplementation. In agreement with the research of Chew et al. (2022), the application of compound fertilization combined with the application of biochar significantly increased rice biomass. Furthermore, Chan et al. (2007) suggested that fertilization without the addition of biochar had no effect on increasing crop yields, and vice versa if only the addition of biochar without fertilization had no effect on increasing plant

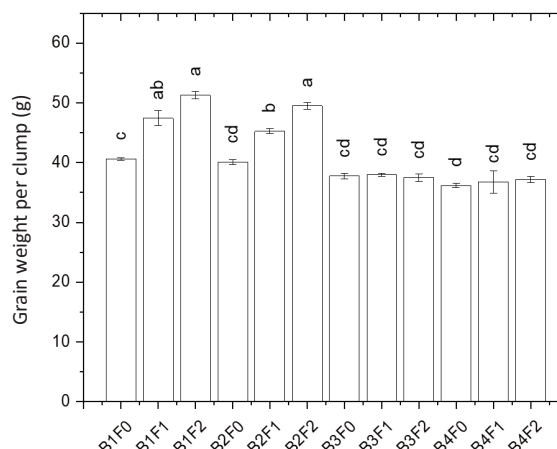
productivity even though the biochar given reached 100 tons ha<sup>-1</sup>. Additionally, Ibrahim et al. (2022) reported that biochar amendments at different rates generally increased root and shoot dry weight compared to untreated soils.

### Rice yield

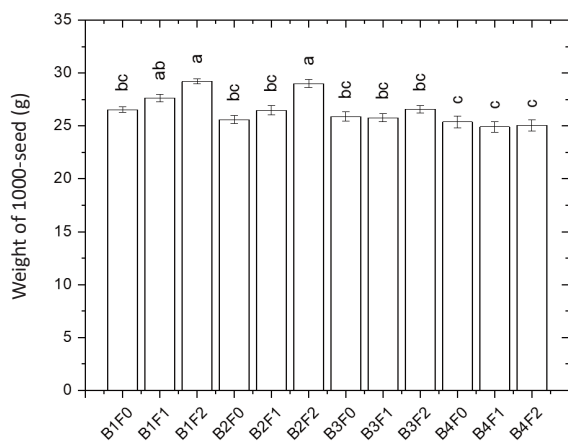
Grain weight per clump of rice was measured at harvest by separating the panicle from the grains, which were then calculated manually. The maximum grain weight per clump was observed with the application of the N + P + biochar combination at a dosage of 10 tons ha<sup>-1</sup>, which is attributed to the nutrient provision for plant growth throughout both vegetative and generative stages, as reflected in the increased rice biomass and productivity (Figure 8). Conversely, the control treatment, which lacked nitrogen and phosphorus fertilization, as well as biochar application, exhibited the lowest grain weight per clump due to the absence of nutrient supply for rice plant growth. This was in line with the research by Zhang et al. (2021) which stated that the yield of rice grain can be increased by biochar treatment combined with balanced fertilization according to plant needs. Additionally, Case et al. (2012) and Wang et al. (2018) suggested that biochar improved plant growth conditions due to its high surface area and porous structure that could enhance cation exchange capacity and soil properties, contributing to increased plant productivity (Agegnehu et al., 2016). Therefore, biochar was considered as an important organic material to maintain production and reduce environmental



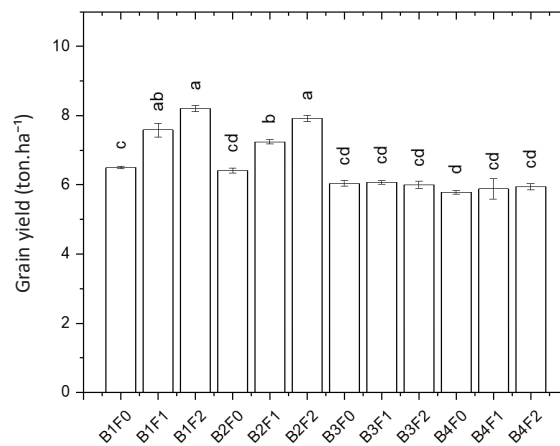
**Figure 7.** Dry weight of shoot and root of rice under combined treatment of N and P fertilization with varying rates of biochar application



**Figure 8.** Grain weight per clump of rice under combined treatment of N and P fertilization with varying rates of biochar application



**Figure 9.** Weight of 1000-seed of rice under combined treatment of N and P fertilization with varying rates of biochar application



**Figure 10.** Grain yield of rice under combined treatment of N and P fertilization with varying rates of biochar application

risks (Barrow, 2012).

The combination treatment of N and P + biochar at a dose of 10 tons ha<sup>-1</sup> showed the highest weight value of 1000 grains of rice followed by a combination treatment of N + biochar fertilizer at a dose of 10 tons ha<sup>-1</sup> and a combination treatment of N + P + biochar at a dose of 5 tons ha<sup>-1</sup> compared to all treatments (Figure 9). The combination of N and P fertilizer with biochar likely improved plant development by increasing the availability of essential nutrients. Nitrogen and phosphorus were consistently available as biochar’s ability to bind nutrients and and release them slowly aligned with plant needs. This was due biochar’s richness in functional groups as well as its high surface area and pore structure. Consistent with the findings of Wang et al. (2018), the biochar amendment enhanced plant growth conditions owing to its elevated surface area and porous structure, which augmented cation exchange capacity and improved soil properties, thereby contributing to increased plant productivity.

The research findings and analysis of variance indicated that the treatment combining N + P fertilizers with a biochar application of 10 tons ha<sup>-1</sup> was significantly different from the control group, which lacked fertilization and biochar application; however, it was not significantly different from the treatment combining N + P fertilizers with biochar at 10 tons ha<sup>-1</sup> and the treatment combining N fertilizer with biochar at 10 tons ha<sup>-1</sup>. The combination treatment of N + P + biochar at a dose of 10 tons ha<sup>-1</sup> had the highest value among all treatments whereas this treatment had a grain yield of 8.21 tons ha<sup>-1</sup>,

followed by a combination treatment of 7.92 ton ha<sup>-1</sup> and a combination of N + P fertilizer with biochar at a dose of 5 tons ha<sup>-1</sup> with a weight of 7.59 tons ha<sup>-1</sup>. The control treatment without fertilization and biochar had a dry grain weight of only 5.79 tons ha<sup>-1</sup>; the fertilization treatment without biochar had a harvested dry grain weight of 5–6 tons ha<sup>-1</sup>; and the application of biochar without fertilization both at the doses of 5 and 10 tons ha<sup>-1</sup> had a grain yield ranging from 4–6 tons ha<sup>-1</sup>. This showed that nitrogen and phosphorus fertilization treatment according to the recommended dose combined with the application of biochar at a dose of 10 tons ha<sup>-1</sup> had the potential to increase rice production yields based on grain yield. The results of this study were in agreement with some previous studies such as the research of Joseph et al. (2013) and Yao et al. (2015) who stated that the application of biochar-based compound fertilizer (BCF) had the potential to increase crop yields, vegetable quality, and fertilizer use efficiency while reducing pesticide inputs and greenhouse gas emissions. In addition, the benefits of applying biochar with a certain particle size combined with balanced fertilization could increase crop yields and improve soil properties (Thomas, 2021). The increase in dry biomass due to the application of biochar could be explained by the increased availability and uptake of nutrients in the soil and/or plants (Almaroai and Eissa 2020; Karimi et al., 2020; Kocsis et al., 2020) and increased soil physio-chemical properties (Bashir et al., 2019; El-Naggar et al., 2019).



## CONCLUSIONS

The utilization of biochar in lowland rice effectively preserved nutrient availability in the soil, particularly nitrogen and phosphorus. The integration of fertilization and bamboo biochar dosage may enhance biomass yield and rice plant productivity compared to treatments which lacked biochar, as reflected in metrics such as plant height, tiller count, dry weight of shoots and roots, and yield components including clump grain weight, 1000-grain weight, and grain yield in tons per hectare. It is recommended that further research focusing on the mechanism of biochar in increasing fertilization efficiency and its impact on plant physiology is conducted.

## REFERENCES

- Aamer, M., Hassan, M.U., Shaaban, M., Rasul, F., Haiying, T., Qiaoying, M., Batool, M., Rasheed, A., Chuan, Z., Qitao, S., and Guoqin, H. (2020). Rice straw biochar mitigates N<sub>2</sub>O emissions under alternate wetting and drying conditions in paddy soil. *Journal of Saudi Chemical Society*, 25(1), 101172.
- Agegehu, G., Bass, A.M., Nelson, P.N., and Bird, M.I. (2016). Benefits of biochar, compost and biochar–compost for soil quality, maize yield and greenhouse gas emissions in a tropical agricultural soil. *Sci. Total Environ.*, 543, pp. 295–306.
- Aggria, L., Kasno, A., and Rochayati, S. (2012). Effect of organic matter on nitrogen mineralization in flooded and dry soil. *ARPN Journal of Agricultural and Biological Science*, 7(8), pp. 586–590.
- Almaroai, Y.A., and Eissa, M.A. (2020). Effect of biochar on yield and quality of tomato grown on a metal contaminated soil. *Sci. Hortic.*, 265, 109210.
- Barrow, C.J. (2012). Biochar: potential for countering land degradation and for improving agriculture. *Applied geography*, 34, pp. 21–28.
- Bashir, S., Rehman, M., Yousaf, M., Salam, A., Gulshan, A.B., Iqbal, J., Aziz, I., Azeem, M., Rukh, S., and Asghar, R.M.A. (2019). Comparative efficiency of wheat straw and sugarcane bagasse biochar reduces the cadmium bioavailability to spinach and enhances the microbial activity in contaminated soil. *Int. J. Phytorem.*, 21, pp. 1098–1103.
- Case, S.D.C., McNamara, N.P., Reay, D.S., and Whitaker, J. (2012). The effect of biochar addition on N<sub>2</sub>O and CO<sub>2</sub> emissions from a sandy loam soil—the role of soil aeration. *Soil Biol. Biochem.*, 51, pp. 125–134.
- Chan, K.Y., Van Zwieten, L., Meszaros, I., Downie, A., and Joseph, S. (2007). Agronomic values of greenwaste biochar as a soil amendment. *Australian J. of Soil Res.*, 45(8), pp. 629–634.
- Dauda, S.M., and Dzivama, A.U. (2004). Comparative performance of a locally developed rice thresher with an imported Votex Rice Fan. *In: Proceedings of the 5th International Conference of the Nigerian Institution of Agricultural Engineers, Ilorin.*, 26, pp. 29–32.
- El-Naggar, A., Lee, S.S., Rinklebe, J., Farooq, M., Song, H., Sarmah, A.K., Zimmerman, A.R., Ahmad, M., Shaheen, S.M., and Ok, Y.S. (2019). Biochar application to low fertility soils: a review of current status, and future prospects. *Geoderma*, 337, pp. 536–554.
- Feng, Z., and Zhu, L. (2017). Impact of biochar on soil N<sub>2</sub>O emissions under different biochar carbon/fertilizer-nitrogen ratios at a constant moisture condition on a silt loam soil. *Sci. Total Environ.*, 584, pp. 776–782.
- Guo, M., Jiang, Y., Xie, J., Cao, Q., Zhang, Q., Mabruk, A., and Chen, C. (2022). Bamboo Charcoal addition enhanced the nitrogen removal of anammox granular sludge with COD: performance, physicochemical characteristics and microbial community. *J. Environ. Sci.*, 115, pp. 55–64.
- Guo, J.H., Liu, X.J., Zhang, Y., Shen, J.L., Han, W.X., Zhang, W.F., Christie, P., Goulding, K.W., Vitousek, P.M., and Zhang, F.S. (2010). Significant acidification in major Chinese croplands. *Science*, 327(5958), pp. 1008–1010.
- He, X., Yin, H., Sun, X., Han, L., and Huang, G. (2018). Effect of different particle-size biochar on methane emissions during pig manure/wheat straw aerobic composting: insights into pore characterization and microbial mechanisms. *Bioresour. Technol.*, 268, pp. 633–637.
- Hosseini, B.S., Xu, C.Y., Xu, Z.H., Blumfield, T.J., Wallace, H.M., Walton, D.A., Randall, B.W., and van Zwieten, L. (2016). Wood base biochar alters inorganic N. *Acta Hortic.*, 1109, pp. 151–154.
- Ibrahim, E.A., El-Sherbini, M.A.A., and Selim, E.M. (2022). Effects of biochar on soil properties, heavy metal availability and uptake, and growth of summer squash grown in metal-contaminated soil. *Scientia Horticulturae*, 301, 111097.
- Joseph, S., Husson, O., Graber, E., van Zwieten, L.,

- Taherymoosavi, S., Thomas, T., Nielsen, S., Ye, J., Pan, G.X., Chia, C., Munroe, P., Allen, J., Lin, Y., Fan, X. and Donne, S. (2015). Electrochemical properties of biochar and how it affects soil redox properties and processes. *Agronomy*, 5, pp. 322–340,
- Karimi, A., Moezzi, A., Chorom, M., and Enayatizamir, N. (2020). Application of biochar changed the status of nutrients and biological activity in a calcareous soil. *J. Soil Sci. Plant Nutr.*, 20, pp. 450–459.
- Kocsis, T., Kotroczo', Z., Kardos, L., and Biro', B. (2020). Optimization of increasing biochar doses with soil–plant–microbial functioning and nutrient uptake of maize. *Environ. Technology Innovation*, 2, 101191.
- Liu, Z., He, T., Cao, T., Yang, T., Meng, J., and Chen, W. (2017). Effects of biochar application on nitrogen leaching, ammonia volatilization and nitrogen use efficiency in two distinct soils. *J. Soil Sci. Plant Nutr.*, 17, pp. 515–528.
- Mabagala, F.S., and Mng'ong'o, M.E. (2022). On the tropical soils; The influence of organic matter (OM) on phosphate bioavailability. *Saudi Journal of Biological Sciences*, 29(5), pp. 3635–3641.
- Mulyani, N. S., Suryadi, M.E., Dwiningsih, S., and Haryanto (2001). Dinamika hara nitrogen pada tanah sawah. *Jurnal tanah dan Iklim*, 19, pp. 14–25.
- Ministry of Agriculture of the Republic Indonesia, (2021). *Maintains Food Production and Control Strategy*. Available at: <https://www.pertanian.go.id/home/?show=news&act=view&id=4793>. [Accessed 28 Februari 2022].
- Nguyen, T.T.N., Wallace, H.M., Xu, C.Y., van Zwieten, L., Weng, Z.H., Xu, Z., Che, R., Tahmasbian, I., Hu, H.W., and Bai, S.H. (2018). The effects of short term, long term and reapplication of biochar on soil bacteria. *Sci. Total Environ.*, 636, pp. 142–151.
- Obia, A., Cornelissen, G., Mulder, J., and Dorsch, P. (2015). Effect of soil pH increase by biochar on NO, N<sub>2</sub>O and N<sub>2</sub> production during denitrification in acid soils. *PLoS One*, 10, e0138781.
- Oladele, S.O., Adeyemo, A.J., and Awodun, M.A. (2019). Influence of rice husk biochar and inorganic fertilizer on soil nutrients availability and rain-fed rice yield in two contrasting soils. *Geoderma*, 336, pp. 1–11.
- Olaleye, A.O., Osiname, O.A., and Cofie, O. (2004). Soil and water management for rice production in Nigeria. In: *Proceedings of the West Africa International Conference on Hunger without frontiers, West African Society for Agricultural Engineering (WASAE)*, pp. 259–265.
- Pitaloka, N.D.A. (2004). Uji Efektivitas Ketersediaan Unsur Fosfat Pada Tanah Typic Tropoquent Dataran Aluvial Berdasarkan Dosis dan Waktu Inkubasi. *Jurnal Agrifor*, 2(3), pp. 70–75.
- Ponnamperuma, F.N. (1977). Physicochemical properties of submerged soils in relation to fertility. *IRPS*, 5, pp. 10–12.
- Rosmarkam, A., and Yuwono, N.W. (2002). *Ilmu Kesuburan Tanah*. Yogyakarta: Kanisius.
- Song, B., Chen, M., Zhao, L., Qiu, H., and Cao, X. (2019). Physicochemical property and colloidal stability of micron- and nano-particle biochar derived from a variety of feedstock sources. *Sci. Total Environment*, 661, pp. 685–695.
- Wang, C., Liu, J., Shen, J., Chen, D., Li, Y., Jiang, B., and Wu, J. (2018). Effects of biochar amendment on net greenhouse gas emissions and soil fertility in a double rice cropping system: a 4-year field experiment. *Agric. Ecosyst. Environ.*, 262, pp. 83–96.
- Xia, S., Song, Z., Jeyakumar, P., Shaheen, S.M., Rinklebe, J., Ok, Y.S., Bolan, N., and Wang, H. (2019). A critical review on bioremediation technologies for Cr(VI)-contaminated soils and wastewater. *Crit. Rev. Environ. Sci. Technol.*, 49, pp. 1027–1078.
- Xiao, R., Awasthi, M.K., Li, R.H., Park, J., Pensky, S.M., Wang, Q., Wang, J.J., and Zhang, Z.Q. (2017). Recent developments in biochar utilization as an additive in organic solid waste composting: a review. *Bioresour. Technol.*, 246, pp. 203–213.
- Xie Y., Yang, C., Ma, E., Hao, T., Zhu, T., and Müller, C. (2020). Biochar stimulates NH<sub>4</sub> turnover while decreasing NO<sub>3</sub> production and N<sub>2</sub>O emissions in soils under long term vegetable cultivation. *Science of the Total Environment*, 737, 140266.
- Xu, D., Cao, J., Li, Y., Howard, A., and Yu, K. (2019). Effect of pyrolysis temperature on characteristics of biochars derived from different feedstocks: a case study on ammonium adsorption capacity. *Waste Manag.*, 87, pp. 652–660.
- Yin, X., Josep, P., Jordi, S., Xuping, X., Youyang, C., Yunying, F., Liangquan, W., Bhupinder, P.S., Ehsan, T., and Weiqi, W. (2021). Effects of nitrogen-enriched biochar on rice growth and yield, iron dynamics, and soil carbon storage and emissions: A tool to improve sustainable rice cultivation. *Environmental Pollution*, 287, 117565.

- Yin, Y., Yang, C., Li, M., Zheng, Y., Ge, C., Gu, J., Li, H., Duan, M., Wang, X., and Chen, R. (2021). Research progress and prospects for using biochar to mitigate greenhouse gas emissions during composting: A review. *Science of the Total Environment*, 798, 149294.
- Yusnaini, S., Anas, I., Sudarsono, and Nugroho, S.G. (1995). Peranan Azolla dalam Mensubstitusikan Kebutuhan Nitrogen Asal Urea Terhadap Produksi Padi Sawah Varietas IR 64. *J. Tanah Trop.*, 1(1), pp. 32–37.
- Zhang, Y., Yan, J., Rong, X., Han, Y., Yang, Z., Hou, K., Zhao, H., and Hu, W. (2021). Responses of maize yield, nitrogen and phosphorus runoff losses and soil properties to biochar and organic fertilizer application in a light-loamy fluvo-aquic soil. *Agriculture, Ecosystems & Environment*, 314, 107433.